



Republic of the Philippines
Department of Education
Region VII, Central Visayas
DIVISION OF CEBU PROVINCE
IPHO Bldg., Sudlon, Lahug, Cebu City



November 24, 2017

DIVISION MEMORANDUM
No. 824 s, 2017

**ANNOUNCING THE FINAL RESULT OF THE RANKING FOR VARIOUS POSITIONS IN
DEPED CEBU PROVINCE SY 2017-2018**

To: Assistant Schools Division Superintendents
Chiefs, EPSs/Div. Coordinators, PSDSs/District Caretakers
School Heads, Teachers (Secondary/Elementary)
All Others Concerned

1. This office is now posting the final copy of the recently concluded ranking of the following positions in DepEd Cebu Province SY 2017-2018 after the 15 –day clarification period given.
 - PUBLIC SCHOOLS DISTRICT SUPERVISORS (PSDS)
 - TEACHER –IN- CHARGE (ELEMENTARY LEVEL) /TIC
 - TEACHER –IN- CHARGE (SECONDARY LEVEL) /TIC
 - PRINCIPAL II (ELEMENTARY LEVEL)
 - HEAD TEACHER I (ELEMENTARY LEVEL)
 - HEAD TEACHER I (SECONDARY LEVEL)
2. For Information dissemination and compliance of all concerned.


RHEA MAR A. ANGTUD, Ed.D, CESO VI
Schools Division Superintendent



Republic of the Philippines
Department of Education
Region VII, Central Visayas
DIVISION OF CEBU PROVINCE
IPHO Bldg., Sudlon, Lahug, Cebu City



RANKING FOR THE POSITION OF PUBLIC SCHOOLS DISTRICT SUPERVISOR (PDS)-FINAL COPY
S.Y. 2017 - 2018

NO.	NAME OF APPLICANT	Present School Assignments	District	Present Position	Performance Rating (PR)				(\$)	CREDIT POINTS				Total (100 Pts) Rank	REMARKS	
					2014	2015	2016	Average		Outstanding Accomplishments (20 Pts)	Education (10 Pts)	Training (5 Pts)	Professional Attributes (5 Pts)			
1	Yves A. Ybarra	Division Office	Division Office	SEP	4.85	4.83	4.40	4.35	10.45	0.00	1.00	1.00	4.94	78.38	3	
2	Charly V. Domingo	Marikinaq 1/S	Marikinaq	P2	4.48	4.48	4.60	4.52	11.64	0.00	0.00	0.00	4.16	69.74	2	
3	Neil A. Carabara	Marikinaq 1/S	Marikinaq	P1	4.43	4.44	4.05	4.31	10.17	0.00	0.00	0.00	3.54	69.25	3	
4	Maricela Acuña	San Francisco	San Francisco	P2	4.58	4.50	4.38	4.47	11.29	0.00	0.00	0.00	4.24	68.83	4	5 yrs. as District-in-Charge
5	Archie B. Bual	Compostela 1/S	Compostela	P4	4.82	4.88	4.34	4.37	10.99	0.00	0.00	0.00	4.64	68.57	5	10 mos. back to posts per System for Ranking Position of CSC
6	Regie B. Bernabe	Davao 1/S	Davao	P4	4.11	3.28	4.22	4.00	28.21	0.00	0.00	0.00	3.75	62.92	6	10 mos. back to posts per System for Ranking Position of CSC
7	James John L. Salasa	Marikinaq 1/S	Marikinaq	P2	4.26	4.13	4.32	4.30	10.12	0.00	0.00	0.00	3.24	62.69	7	
8	Abbie P. Barua	Marikinaq 1/S	Marikinaq	P2	3.90	4.33	4.67	4.30	10.08	0.00	0.00	0.00	3.46	61.11	8	
9	Angela B. Bantuan	Marikinaq 1/S	Marikinaq	P2	4.15	4.48	4.80	4.33	10.91	0.00	0.00	0.00	4.64	61.05	9	
10	Maricela Alvarado	Marikinaq 1/S	Marikinaq	P1	4.08	4.48	4.46	4.34	10.38	0.00	0.00	0.00	3.96	59.99	10	
11	Alan B. Tulagan	Marikinaq 1/S	Marikinaq	P1	4.48	4.47	4.21	4.44	11.08	0.00	0.00	0.00	3.58	58.88	11	
12	Jose B. Bantuan	Marikinaq 1/S	Marikinaq	P1	3.95	4.09	4.15	4.06	28.44	4.17	0.00	0.00	3.28	56.17	12	4 yrs. as District-in-Charge
13	Heath T. Bander	Marikinaq 1/S	Marikinaq	P1	4.09	4.07	4.09	4.08	28.58	0.00	0.00	0.00	4.26	55.00	13	
14	Jennifer M. Encarnado	Marikinaq 1/S	Marikinaq	P2	4.85	4.02	4.32	4.28	29.41	0.00	0.00	0.00	4.36	55.19	14	
15	Maricela M. Ybarra	Marikinaq 1/S	Marikinaq	P2	4.11	3.28	4.22	4.00	28.21	0.00	0.00	0.00	3.24	62.69	7	

Reviewed by:

Jenny C. Bacang
JENNY C. BACANG
HRMO

Enrique D. Pieljesto
ENRIQUE D. PIELJESTO
Pres., PMS Association

Novie O. Mangubat
NOVIE O. MANGUBAT, Ed.D.
SGOD CHIEF

Rinaldo Dela Rama
RINALDO DELA RAMA
Pres., Secondary Principals Association

Mary Ann Flores
MARY ANN FLORES, Ed.D.
SD CHIEF

Jeremy C. Senampo
JEREMY C. SENAMPO
Admin. Officer V

Recommending Approval:
Ester A. Talan
ESTER A. TALAN, Ed.D.
ASOS/PSB CHAIRMAN

Approved:

Rheanna Angido
RHEANNA ANGLIDO, Ed.D., CESO V
School Division Superintendent



RANKING FOR THE POSITION OF TIC-SECONDARY- FINAL COPY
S.Y. 2017 - 2018

NO.	NAME OF APPLICANT	Present School Assignment	District	Present Position	Performance Rating (pts)			(90)	Outstanding Accomplishments (50 pts)			Education (10 pts)	Training (10 pts)	Potential (5 pts)	Psychosocial Attributes (5 pts)	Total (100 pts)	REMARKS		
					2014	2015	2016		Average	EA	INA							ICP	PA
1	Allan C. Grandey	Majuba NHS	Barril	TB	4.15	4.03	3.58	3.82	23.52	-	-	-	-	-	-	3.58	47.63	1	
2	Norma P. Singson	Gulabagan NHS	Barril	TB	4.40	4.30	4.09	4.26	23.46	-	-	-	-	-	-	3.35	47.31	2	
3	Sheryl P. Barbas	BM Pinaros MNHS	Barril	T1	4.75	4.75	4.35	4.60	23.62	-	-	-	-	-	-	3.58	44.95	3	
4	Jocelyn B. Alardo	Lambuan NHS	San Remigio	TB	4.21	4.95	4.08	4.20	23.13	-	-	-	-	-	-	3.88	43.91	4	
5	Reemaria B. Sesion	Talaga NHS	Argao	TB	4.25	3.78	4.09	4.07	24.42	-	-	-	-	-	-	3.53	43.50	5	
6	Judith D. Obier	Dajapit NHS	San Remigio	TB	4.48	4.88	4.49	4.81	23.72	-	-	-	-	-	-	3.92	43.30	6	
7	Joad P. Braso II	Tungali NHS	Minglanilla	TB	4.86	4.80	4.84	4.86	23.99	1m	0.06	-	-	-	-	3.95	43.17	7	
8	Mrs. Crisly S. Deguma	Sibaga NHS	Sibonga	TB	3.91	4.46	4.21	4.19	23.16	-	-	-	-	-	-	3.53	42.22	8	
9	Mrs. Margie P. Colapelo	BM Pinaros NHS	Barril	T1	4.47	4.47	4.42	4.45	26.70	-	-	-	-	-	-	3.7	42.07	9	
10	Anna Zuzubato Pinter	Dalagueta NHS	Dalagueta	MT	4.14	4.59	4.00	4.38	26.68	-	-	-	-	-	-	3.77	41.95	10	
11	Pa. C. Lallaga	BM Pinaros MNHS	Barril	TB	4.48	4.28	4.21	4.32	25.98	-	-	-	-	-	-	3.88	41.66	11	
12	Marta Berna Liposa Medisano	Visante Cabilag NHS	Tuburan	TB	4.51	4.28	4.33	4.38	26.28	-	-	-	-	-	-	4.04	41.18	12	
13	Allison S. Macabibar	Cabatuan NHS	Segod	T1	4.29	4.14	3.68	4.03	24.16	-	-	-	-	-	-	3.4	40.98	13	
14	Gerardo R. Blanco Jr.	T. Dela Vega MNHS	Sibonga	TB	4.27	3.77	3.93	3.99	23.94	-	-	-	-	-	-	3.27	40.68	14	
15	Joey A. Posing	Arguin NHS	Arguin	TB	4.18	4.42	4.28	4.29	25.74	-	-	-	-	-	-	3.8	40.39	15	
16	Rafael B. Bergamonte	Segod NHS	San Fernando	TB	3.90	3.78	3.68	3.77	23.62	-	-	-	-	-	-	3.6	40.13	16	
17	Rosal Green	Tuburan NHS	Tuburan	TB	4.14	4.07	4.17	4.13	24.78	-	-	-	-	-	-	3.68	39.89	17	
18	Ree C. Barbas	BM Pinaros MNHS	Barril	T1	4.42	4.40	4.37	4.39	28.37	-	-	-	-	-	-	3.18	39.63	18	
19	Daryl C. Allaga	San Agustin NHS	Medridales	TB	4.35	3.88	4.28	4.14	24.82	-	-	-	-	-	-	3.33	39.40	19	
20	Gladysh Teyong	Lobon NHS	Lobon	T1	4.18	3.78	3.84	3.86	23.76	-	-	-	-	-	-	2.98	38.89	20	
21	Jeannine P. Barasol	San Fernando NHS	San Fernando	TB	4.80	3.96	3.78	4.07	24.47	-	-	-	-	-	-	3.18	38.17	21	
22	Bianca M. Gonzales	Segod NHS	San Fernando	T1	4.10	4.04	3.94	4.03	24.18	-	-	-	-	-	-	3.47	38.08	22	
23	Wendee B. Socan Jr.	Sambosan NHS	Sambosan	TB	3.86	4.01	4.00	3.96	23.76	-	-	-	-	-	-	3.6	37.99	23	
24	Yvina C. Rasal	Pulogin NHS	Consolacion	T1	4.05	4.37	4.00	4.07	24.43	-	-	-	-	-	-	3.83	37.86	24	
25	Stella H. Dantes	San Agustin NHS	Medridales	T1	4.03	3.83	3.74	3.77	23.62	-	-	-	-	-	-	3.64	37.56	25	
26	Maria Ana P. Calayaya	Luyag NHS	San Remigio	TB	4.10	3.78	3.78	3.87	23.32	3m	0.25	-	-	-	-	3.9	4.02	37.39	26
27	Concepcion Lazola	D. Hernandez Torres MNHS	PIAT	TB	4.17	3.65	3.80	3.81	22.86	-	-	-	-	-	-	3.78	37.34	27	
28	Rogelio Melarito	Tibuan NHS	Berbon	TB	4.47	4.14	4.08	4.23	25.18	-	-	-	-	-	-	-	3.7	36.33	28
29	Randy O. Pasal	Segod NHS	Segod	T1	3.83	3.78	3.97	3.78	23.71	-	-	-	-	-	-	3.7	35.99	29	
30	Marifou A. Oruga	Talaga NHS	Argao	TB	3.83	3.71	3.80	3.78	22.69	-	-	-	-	-	-	3.63	35.87	30	
31	Norma A. Parillo	Camp 7 NHS	Minglanilla	TB	4.86	4.18	4.10	4.23	25.28	-	-	-	-	-	-	3.8	4.03	35.12	31
32	Mamerto U. Bichibanca	Pulogin NHS	Consolacion	T1	4.55	4.10	4.24	4.30	25.90	-	-	-	-	-	-	3.45	3.38	32.63	32
33	Chedy P. Collamat	Molton NHS	Segod	T1	4.15	4.33	3.96	4.17	25.02	2m	0.25	-	-	-	-	3.78	3.55	32.60	33

page 1 of 2

[Handwritten signature]

[Handwritten signature]



Republic of the Philippines
Department of Education
Region VII, Central Visayas
DIVISION OF CEBU PROVINCE
PHO Bldg., Suction, Lahug, Cebu City



RANKING FOR THE POSITION OF TIC- SECONDARY- FINAL COPY
S.Y. 2017 - 2018

NO.	NAME OF APPLICANT	Present School Assignment	District	Present Position	Performance Rating (pts)					Average	Eg. Pts. (20 pts)	Yrs/ Mo. (20 pts)	Percentile (20 pts)	CREDIT POINTS					REMARKS						
					Performance Rating (pts)									Outstanding Accomplishments (20 pts)						Education (10 pts)	Training (10 pts)	Potential (2 pts)	Psychosocial Attributes (5 pts)	Total (100 Pts)	Rank
					2014	2015	2016	2017	2018					OIA	INR	RDP	PA	CRS							
34	Gofredo S. Magpang	Asipog IS	San Remigio	72	4.40	4.05	4.02	4.12	24.74	-	-	-	-	-	0.00	0.00	-	-	3.83	3.9	32.47	34			
35	Genibym E. Kasulida	San Agustin NHS	Medinilla	72	4.47	3.91	3.97	4.12	24.72	-	-	-	-	-	-	-	-	-	3.8	3.92	32.44	35			
36	Concepcion O. Dagala	Pharmungjan NHS	Pharmungjan	78	4.05	3.83	4.17	4.02	24.12	-	-	-	-	-	-	-	-	-	3.43	3.87	31.42	36			
37	Ryan B. Remanillo	Medulin NHS	Medulin	71	3.82	3.77	3.89	3.79	22.38	-	-	-	-	-	2.00	-	-	-	3.4	3.63	31.41	37			
38	Corbilyn M. Miserezon	Pharmungjan NHS	Pharmungjan	SMS TO	4.07	3.85	4.08	3.98	23.58	-	-	-	-	-	-	-	-	-	3.43	3.77	30.78	38			
39	Dreco Bransuela	Carmen NHS	Carmen	71	4.01	3.72	4.10	3.94	23.64	-	-	-	-	-	CAR	8.00	-	-	-	-	28.84	39			
40	Don Medelver Arce	Carmen NHS	Carmen	78	4.47	3.68	4.02	4.06	24.36	-	-	-	-	-	1.00	-	-	-	-	-	25.36	40			

*** Nothing Follows ***

Reviewed by:
JENNY S. PACANG
HRMO

ARNELITO COMPUERTO
Pres., PSDS Association

REYNALDO DELA RAMA
Pres., Secondary Principals Association

ANGELES Z. BUSTAL Ed.D.
Pres., Elementary Principals Association

VICTOR A. YBANEZ Ed.D.
SEPS-HRD

JEREMY B. DERNAMPO
Admin. Officer

NOVIE O. MANGUBAT Ed.D.
SOD CHIEF

MARY ANN A. FLORES Ed.D.
CDD CHIEF

Recommending Approval:

ESTER A. LITALAN Ed.D.
ASDS/PSB CHAIRMAN

Approved:

RHEA MAR T. ANGITUD Ed.D., CESO VI
Schools Division Superintendent






Republic of the Philippines
Department of Education
Region VII, Central Visayas
DIVISION OF CEBU PROVINCE
IPHO Bldg., Sudlon, Lahug, Cebu City



RANKING FOR THE POSITION OF TIC- ELEMENTARY- FINAL COPY
S.Y. 2017 - 2018

NO.	NAME OF APPLICANT	Present School Assignment	District	Present Position	Performance Rating (pts)					(90)	Weighted Average (100 pts)		Outstanding Accomplishments (30 pts)			Education (10 pts)		Training (10 pts)	Research (5 pts)	Psychosocial Attributes (10 pts)	Total (100 pts)	Rank	REMARKS
					2014	2015	2016	Average	Eq. Pts.		Yrs./Mo.	Eq. Pts.	Yrs./Mo.	Eq. Pts.	Yrs./Mo.	Eq. Pts.	Yrs./Mo.						
1	Lorraine R. Mandave	Sta. Lucia E/S	Adules	MT2	4.48	4.49	4.59	4.52	27.12	-	-	-	-	-	-	-	-	3.73	3.65	54.50	1		
2	Lucretia S. Urdang	Gulburjan C/S	Barril	TS	4.21	4.57	4.48	4.37	28.22	-	-	-	-	-	-	-	-	3.12	3.2	48.54	2		
3	Audina D. Nolas	Cantunag E/S	Cermen	TS	4.54	4.58	4.58	4.55	26.50	-	-	-	-	-	-	-	-	3.5	3.5	47.50	3		
4	Teresa S. Camalela	Belaas E/S	Argao	TS	4.51	4.77	4.75	4.66	21.96	-	-	-	-	-	-	-	-	3.8	3.56	45.34	4		
5	Mrs. Reyn B. Bumbag	Blorongan I/S	Cordova	MT2	4.85	4.88	4.88	4.47	26.82	11m	0.82	-	-	-	-	-	-	4.23	3.9	44.87	5		
6	John Ryan L. Badian	Villamor E/S	Cermen	T2	4.81	4.40	4.38	4.18	25.08	-	-	-	-	-	-	-	-	3.7	3.65	43.43	6		
7	Emilia P. Zha	Compostela IS	Compostela	T1	4.25	4.42	4.48	4.38	26.25	-	-	-	-	-	-	-	-	4.5	4.13	42.81	7		
8	Jefferson M. Armas	Bateris E/S	Dabawayan	TS	4.32	4.84	4.72	4.62	27.75	-	-	-	-	-	-	-	-	3.93	4.17	42.85	8		
9	Cherry A. Montolio	Buayan C/S	Balamban	T1	4.18	3.74	4.00	3.87	26.82	-	-	-	-	-	-	-	-	4.4	4.3	42.72	9		
10	Rusan L. Arang	D.S. Antigua MES	Borbon	TS	4.40	4.47	4.30	4.46	26.76	-	-	-	-	-	-	-	-	3.83	3.68	42.08	10		
11	Cherry L. Barrera	Pero C/S	Poro	TS	4.35	4.40	4.47	4.41	26.46	-	-	-	-	-	-	-	-	3.78	3.74	41.98	11		
12	Joyan A. Armas	Segod C/S	Segod	TS	4.28	4.56	4.53	4.33	26.01	-	-	-	-	-	-	-	-	4.2	3.68	41.84	12		
13	Jess B. Banzon	Cankhangon E/S	Tabusian	T2	4.33	4.33	4.43	4.37	26.22	1y	1.00	-	-	-	-	-	-	3.8	3.7	41.72	13		
14	Christie P. Brails	Cagon E/S	Tuburan	T2	4.40	4.38	4.48	4.48	26.94	-	-	-	-	-	-	-	-	3.94	3.6	41.48	14		
15	Levie P. Teneo	Compostela C/S	Compostela	MT2	4.38	4.48	4.48	4.51	27.06	-	-	-	-	-	-	-	-	4.3	4.2	41.46	15		
16	Miriam M. Abala	Isaga I/S	Compostela	TS	4.43	4.39	4.28	4.43	26.93	-	-	-	-	-	-	-	-	3.98	3.83	41.39	16		
17	Rosal G. Santillan	Bicon C/S	Dumaliug	T1	4.48	4.48	4.40	4.48	26.70	-	-	-	-	-	-	-	-	3.9	3.8	41.30	17		
18	Princess Margie P. Dyraris	Owest I/S	Adules	TS	4.48	4.21	4.30	4.33	31.98	-	-	-	-	-	-	-	-	4.06	4.02	41.08	18		
19	Rayan T. Pimentel	Jampang E/S	Argao	T2	4.43	4.48	4.18	4.41	26.46	-	-	-	-	-	-	-	-	3.9	3.5	40.86	19		
20	Edgar M. Trosary	Segod C/S	Segod	MT2	4.19	4.00	4.13	4.11	24.68	8d	0.80	-	-	-	-	-	-	4.08	3.85	40.61	20		
21	Jayma M. Armas	Bauro E/S	Segod	T2	4.42	4.45	4.48	4.43	26.70	-	-	-	-	-	-	-	-	4.08	3.73	40.51	21		
22	Amara A. Coney	Binaulagan E/S	Dabawayan	T1	4.38	4.20	4.38	4.31	28.86	-	-	-	-	-	-	-	-	3.84	3.72	40.42	22		
23	Virginia L. Dala Pook	Vito E/S	Bantayan 2	MT1	4.38	4.09	4.21	4.21	28.26	1y	1.00	-	-	-	-	-	-	3.84	3.48	40.38	23		
24	Just B. Abasco	Thilog I/S	Madalin	TS	3.92	4.07	4.27	4.08	24.50	-	-	-	-	-	-	-	-	3.85	3.8	40.25	24		
25	Wanna C. Pastor	Mohon I/S	Bantayan	T1	4.30	4.48	4.48	4.48	26.76	-	-	-	-	-	-	-	-	3.87	3.5	40.13	25		
26	Joann D. Paeque	Dumaliug C/S	Dumaliug	TS	4.35	4.34	4.24	4.31	25.86	-	-	-	-	-	-	-	-	3.48	3.63	39.97	26		
27	Laluna C. Ardo	Cabilipan I/S	Alcantara	TS	3.88	4.21	4.22	4.14	24.84	-	-	-	-	-	-	-	-	3.47	3.5	39.81	27		
28	Jerome L. Abregano	Langdat E/S	Argao	T2	4.21	4.15	4.29	4.22	25.32	-	-	-	-	-	-	-	-	3.8	3.6	39.72	28		
29	Bryan P. Brigali	Kentabagon I/S	Alcantara	T1	4.43	4.22	3.99	4.21	23.26	-	-	-	-	-	-	-	-	3.86	3.52	39.64	29		
30	Ruby Cida D. Santos	Dapdap E/S	San Remigio	T1	4.38	4.41	4.43	4.40	26.40	-	-	-	-	-	-	-	-	3.78	3.38	39.56	30		





Republic of the Philippines
 Department of Education
 Region VII, Central Visayas
DIVISION OF CEBU PROVINCE
 IPHO Bldg., Sudlon, Lahug, Cebu City

RANKING FOR THE POSITION OF TIC-ELEMENTARY- FINAL COPY
S.Y. 2017 - 2018

NO.	NAME OF APPLICANT	Present School Assignment	District	Present Position	Performance Rating (PS)										Overall Average (PS)	(80)	TRAINING EXPERIENCE (Based on latest Presentation) (10 pts)										Outstanding Accomplishments (10 pts)	Education (10 pts)	Training (10 pts)	Personal Attributes (10 pts)	Psychosocial Attributes (10 pts)	Total (100 Pts)	Rank	REMARKS
					2014		2015		2016		2017		2018				Yrs/Mo. Ex. Pts.	Yr	Mth	Dy	PA	CRS	GWA	PTS	Lqhrs	PTS								
					1	2	1	2	1	2	1	2	1	2																				
31	Erica R. Alagado	Luzan E/S	Alcantara	T8	4.09	4.01	4.38	4.18	4.18	4.18	4.18	2m	1.00	1.00	1.00	1.00	MA	7.00	7.00	3.52	3.28	39.86	90											
32	Bertha N. Reaño	Mabilago E/S	Madridejos	T2	4.11	4.48	4.01	4.20	38.30								MA	6.00	6.00	3.83	3.43	39.48	88											
33	Aubrey T. Sabayon	Alcantara C/S	Alcantara	T9	4.23	4.38	4.18	4.24	31.44								MA	7.00	24hrs	3.83	3.35	39.44	88											
34	Maria Inmaculada V. Agusan	Tugas E/S	Madridejos	T2	4.25	4.38	4.43	4.38	28.16	2m	0.17						CAR MA	6.00	10hrs	3.66	3.44	39.43	84											
35	Bigen T. Zamora	Bayo E/S	Sogod	T3	3.95	4.01	4.47	4.14	24.86								CAR MA	6.00	6.00	3.68	3.78	39.32	88											
36	Allen B. Calvita	Migbano E/S	Berill	T2	4.43	4.22	4.22	4.29	21.74								CAR MA	6.00	6.00	3.13	3.25	39.12	86											
37	Mary Rachel F. Camerino	Hempang E/S	Argao	T9	4.22	4.26	4.36	4.31	21.86								CAR MA	6.00	6.00	3.58	3.6	39.04	87											
38	Aquino A. Villaverde	Kasal E/S	Tuburan	T8	4.17	4.13	4.10	4.14	24.84								MA	7.00	7.00	3.58	3.6	39.04	87											
39	Aracelis Y. Rosal	Daanbantayan C/S	Daanbantayan	T9	4.70	4.20	4.48	4.28	28.68								CAR MA	6.00	40hrs	3.58	3.6	39.02	86											
40	Jerry Q. Velasco	Socac E/S	Dalaguete	T2	3.99	3.98	3.78	3.87	21.22	9m	0.75						CAR MA	6.00	24hrs	2.57	2.63	38.88	89											
41	Moses Liberty M. Cabalug	Osob C/S	Osob	T1	3.80	4.11	4.40	4.10	24.60								MA	7.00	7.00	4	4	38.87	40											
42	Erigenia B. Alde	Capitayan Norte V/S	Medellin	T2	3.87	4.28	4.28	4.14	24.54								CAR	6.00	6.00	3.48	3.28	38.60	41											
43	David C. Duffy	Laruga E/S	Asurias	T2	3.48	4.00	3.89	4.11	24.66								MEG	7.00	7.00	3.4	3.53	38.58	48											
44	Erica B. Aquino	Tubayan C/S	Tubayan	T2	4.43	3.88	4.10	4.08	24.88								CAR MA	6.00	6.00	3.63	3.38	38.41	44											
45	Maria Jessal B. Encinas	Bahaywani E/S	Daanbantayan	T1	4.10	4.24	4.08	4.17	21.03								MA	7.00	7.00	2.47	2.19	38.40	48											
46	Henry C. Bugarin	Cibo E/S	Tubayan	T3	4.40	4.42	4.47	4.38	24.16								MA	7.00	7.00	3.17	3.17	38.30	46											
47	Arly M. Bago	Tredig E/S	Medellin	MT2	4.34	3.81	3.78	3.87	28.38	3m	0.08						CAR MA	6.00	6.00	4.05	3.85	38.24	47											
48	Michelle S. Tubin	Villahermosa E/S	Tudela	T9	4.08	4.22	4.17	4.24	23.44								CAR	6.00	6.00	3.12	3.26	38.02	48											
49	Myranda T. Troy	Borbon E/S	Asurias	T1	4.18	4.12	3.89	4.07	24.42	11m	0.92						CAR	6.00	86hrs	3.43	3.23	38.00	49											
50	Maryan F. Magdo	Ocen E/S	Santa Fe	T2	4.07	4.08	4.40	4.18	33.08								CAR MA	6.00	6.00	3.98	3.48	37.94	50											
51	Rafael C. Rosales	Semen E/S	Tuburan	T2	4.49	3.78	4.09	4.11	24.87								CAR MA	6.00	6.00	3.53	3.6	37.90	51											
52	Rosario C. Salinas	Alavicao E/S	Badian	T9	4.18	4.14	4.08	4.13	24.78								MA	6.00	6.00	3.53	3.48	37.78	52											
53	Alfonso D. Novel	Talayo E/S	Daanbantayan	T2	3.61	4.23	4.42	4.08	24.48								CAR MA	6.00	48hrs	3.78	3.38	37.64	53											
54	Charissa A. Maninog	Danta Milagros E/S	Borbon	T8	4.18	4.23	4.30	4.30	28.80								CAR MA	6.00	6.00	2.75	3.02	37.57	54											
55	Reatha Ivy T. Subaran	Tanana E/S	San Fernando	T9	4.00	4.08	4.34	4.11	24.66								CAR	6.00	6.00	3.43	3.47	37.56	56											
56	Aracelis A. Villaverde	Nangla E/S	Tuburan	T1	3.01	3.88	4.08	3.07	28.21								MA	7.00	7.00	3.07	3.2	37.48	56											
57	Marla Jane L. Rubin	Tuba E/S	Dalaguete	T2	4.01	4.41	4.22	4.21	28.28	5y/2m	8.17									3.33	3.63	37.41	57											
58	Erlyna T. Mangalinosan	Buhangin	Pharangalan	T1	4.04	4.11	4.22	4.12	24.72								CAR MA	6.00	16hrs	3.28	3.3	37.30	58											
59	Berny E. Nedymanan	Socac E/S	Pharangalan	T3	3.97	4.07	4.02	4.02	24.12								MA	7.00	7.00	3.02	3.12	37.26	59											
60	Arrie G. Petico	Garing E/S	Carman	T1	3.77	3.81	3.89	3.82	22.98								MA	7.00	7.00	3.43	3.47	36.83	60											

[Handwritten signatures and initials]



Republic of the Philippines
Department of Education
Region VII, Central Visayas
DIVISION OF CEBU PROVINCE
IPHO Bldg., Sudlon, Lahug, Cebu City



RANKING FOR THE POSITION OF TIC- ELEMENTARY- FINAL COPY
S.Y. 2017 - 2018

NO.	NAME OF APPLICANT	Present School Assignment	District	Present Position	Performance Rating (PS)				Average	Eg. Pts.	Yrs./Mo.	Eg. Pts. (Promotion)	Outstanding Accomplishments (SO 382)				Education (SO 288)	Training (SO 288)	Potential (SO 288)	Psychosocial Attributes (SO 288)	Total (SO 288)	Remarks						
					Performance Rating (PS)								GMA	INM	IDP	PA							CAS	I	GWA	PTS	Level	PTS
					2014	2015	2016	2017																				
61	Elizabeth Avila	Don Julian Road WHD	Sibonga	T1	4.08	4.61	4.38	4.34	24.84	-	-	-	-	-	-	-	3.07	2.9	96.81	61								
62	Manoel A. Payallos	Millon E/S	Bantayan	T2	3.81	4.04	3.99	3.96	21.78	-	-	-	-	-	-	-	3.84	3.26	96.96	63								
63	Steph James A. Serna	Baños E/S	Badian	T1	4.08	4.08	4.47	4.18	28.10	-	-	-	-	-	-	-	2.71	2.51	96.32	63								
64	Alice B. Camacho	Saya E/S	Aduarte	T1	4.27	3.78	3.68	3.91	23.46	-	-	-	-	-	-	-	3.42	3.3	96.18	64								
65	Gregory P. Cavan	Sayoc	Sibonga	T2	3.46	4.00	4.23	3.89	23.94	-	-	-	-	-	-	-	2.7	3.07	96.11	68								
66	Maribel Y. Mervanes	Linao	Dalagueta	T2	3.82	4.09	4.10	4.00	24.00	5y	5.00	-	-	-	-	-	3.4	3.5	95.90	66								
67	Maibela C. Yvett	Pepper E/S	Daramitan	T2	4.47	4.24	4.28	4.33	25.98	9m	6.78	-	-	-	-	-	4.18	3.78	93.69	67								
68	Quessel G. Montarola	Casco-Casco E/S	Trabagon	T9	3.82	4.28	4.32	4.13	24.70	-	-	-	-	-	-	-	2.25	2.72	93.67	68								
69	Dezida Wynne L. Casas	Tabunan E/S	Borbon	T1	4.48	4.49	4.33	4.43	26.92	-	-	-	-	-	-	-	3.37	3.1	95.99	69								
70	Imreel D. Ornelas	Mambucayao E/S	Bantayan	T2	4.44	4.47	4.47	4.46	28.78	8m	6.67	-	-	-	-	-	3.34	3.42	95.19	70								
71	Jose G. Peralta	Mandurang IS	Minglanilla 2	T2	4.32	4.08	3.80	3.93	23.40	-	-	-	-	-	-	-	2.53	3.03	93.16	71								
72	Ernestyn Marie D. Montecillo	Lucena E/S	Tuburan	T9	4.41	4.25	4.42	4.36	26.16	-	-	-	-	-	-	-	3.9	4.08	95.12	72								
73	Christyn P. Leta	Compostela C/S	Compostela	T9	4.17	4.27	4.47	4.30	28.90	-	-	-	-	-	-	-	4.05	3.88	94.83	73								
74	Luzette B. Ilay	Compostela E/S	Compostela	T1	4.84	4.81	4.40	4.69	28.12	-	-	-	-	-	-	-	3.75	3.73	94.80	74								
75	Carlota G. Bantolillo	Dalagueta Sur E/S	Medellin	T2	4.38	4.23	4.44	4.35	26.80	-	-	-	-	-	-	-	3.69	3.83	94.58	75								
76	Arnelia M. Peralta	Tahil E/S	Cebu	T1	4.37	4.33	4.40	4.37	26.18	-	-	-	-	-	-	-	3.7	3.5	94.39	76								
77	Emilia J. Mangalant	Maguay E/S	Borbon	T2	4.40	4.49	4.41	4.43	28.48	3y/1m	1.08	-	-	-	-	-	2.82	2.8	94.16	77								
78	Patricia Y. Sison	Tungao E/S	Minglanilla	M72	4.28	4.15	4.18	4.21	25.24	-	-	-	-	-	-	-	4.08	3.68	94.00	78								
79	Almalee Peral	Compostela E/S	Pharmunglan	T9	3.93	3.81	3.88	3.75	21.84	3y	1.00	-	-	-	-	-	-	-	93.56	79								
80	May Anne J. Terralio	Jagaya E/S	Carmen	T2	4.02	4.11	4.42	4.18	23.09	-	-	-	-	-	-	-	3.67	3.5	93.26	80								
81	Olivia Arevalo	Luzon E/S	Carmen	T2	4.18	4.08	4.48	4.23	25.92	-	-	-	-	-	-	-	3.83	3.47	93.12	81								
82	Bernardo A. Saver	Dalagueta E/S	Minglanilla	T1	4.42	4.19	4.19	4.28	25.98	-	-	-	-	-	-	-	3.93	3.6	93.12	81								
83	Alfred D. Manzano	Borbon C/S	Borbon	T1	4.80	4.38	4.38	4.31	25.98	-	-	-	-	-	-	-	-	-	92.02	86								
84	Hermilina P. Luning	Pana E/S	Dalagueta	T2	4.18	4.07	3.78	4.00	24.00	10m	0.88	-	-	-	-	-	2.95	2.98	92.79	83								
85	Rosalie B. Dague	Mindanao E/S	Mindabuyan	T2	4.11	4.21	4.32	4.21	25.28	4m	0.88	-	-	-	-	-	3.78	3.76	92.57	84								
86	Meris Laurel Nicasio	Bantayan C/S	Bantayan	M71	3.97	4.48	4.86	4.17	23.02	-	-	-	-	-	-	-	3.43	3.3	92.34	86								
87	Elizabeth M. Espiguarta	Malhao E/S	Badian	T1	4.17	4.18	4.08	4.11	24.86	-	-	-	-	-	-	-	-	-	92.02	86								
88	Hermilina P. Luning	Pana E/S	Dalagueta	T2	4.04	3.94	3.85	3.94	23.84	10m	0.88	-	-	-	-	-	3.43	3.5	91.99	87								
89	Maribel D. Laguna	Salog E/S	Dalagueta	T1	4.00	4.20	3.76	4.09	24.32	-	-	-	-	-	-	-	3.45	3.3	91.27	89								
90	Christa Marie M. Benson	Genif E/S	Osob	T1	3.68	3.78	4.13	3.87	23.22	-	-	-	-	-	-	-	3.58	3.45	91.25	90								

[Handwritten signatures and initials]



Republic of the Philippines
Department of Education
Region VII, Central Visayas
DIVISION OF CEBU PROVINCE
IPHO Bldg., Sudlon, Lahug, Cebu City



RANKING FOR THE POSITION OF TIC- ELEMENTARY- FINAL COPY
S.Y. 2017 - 2018

NO.	NAME OF APPLICANT	Present School Assignment	District	Present Position	Performance Rating			Average	Eq. Pts.	Yrs./Mo. (to Prom.)	Outstanding Accomplishments (50 pts)					Education (10 pts)	Training (10 pts)	Potential (8 pts)	Psychosocial Attributes (8 pts)	Total (100 Pts)	Remarks		
					Performance Rating						GWA	PA	CRS	GWA	PTS							Level	PTS
					2014	2015	2016																
91	Catherina C. Demanang	Sibonga NHS	Sibonga	T3	3.72	3.92	4.23	3.96	23.78	-	-	-	-	-	-	-	3.13	3.08	29.99	91			
92	Polly S. Dal Paso	Canavillao E/S	Dalagueta	T1	3.94	3.83	3.89	3.90	23.42	9m	0.78	-	-	-	-	-	2.67	3	29.84	92			
93	Andrew D. Carido	Agbanga E/S	Asturris	T2	3.63	3.92	4.22	3.92	23.54	-	-	-	-	-	-	-	3.16	2.96	29.66	89			
94	Junila A. Dumlao	Sta. Lucia E/S	Asturris	T2	3.88	3.88	3.50	3.74	22.44	-	-	-	-	-	-	-	3.44	3.64	29.52	94			
95	Rosell A. Liron	Talao C/S	Pinarungajan	DALSC	4.10	3.90	4.00	4.00	24.00	-	-	-	-	-	-	-	2.5	2.4	28.90	96			
96	Milra M. Lanza	Owah E/S	Asturris	T2	3.78	3.83	4.02	3.81	22.86	-	-	-	-	-	-	-	3.13	2.9	28.89	96			
97	Harvey D. Suman	Cebasan E/S	Pinarungajan	T1	3.89	4.18	3.87	3.98	23.68	-	-	-	-	-	-	-	2.35	2.24	28.48	97			
98	Brenda A. Villanueva	Kanal E/S	Tuburan	T1	3.62	3.90	3.98	3.83	22.98	-	-	-	-	-	-	-	2.6	2.6	28.38	98			
99	Isabelyn Pascasio	Luyogbayan P/S	Bancayan	T2	4.01	4.08	4.37	4.15	24.90	2y/11m	1.92	-	-	-	-	-	2.24	2.77	27.81	100			
100	Alan Y. Arnie	Lijeta C/S	Minginitile	T3	3.70	3.70	4.02	3.80	22.80	-	-	-	-	-	-	-	-	-	-	26.82	101		
101	Herber Timpos	San Francisco C/S	San Francisco	BRET	4.50	4.80	4.40	4.47	26.82	-	-	-	-	-	-	-	-	-	-	22.78	102		
102	Leah Belandis	Laminak Norte	Medellin	T3	3.88	3.90	3.63	3.80	23.78	-	-	-	-	-	-	-	-	-	-	-	-		

*** Nothing Follows ***

Reviewed by:
JENNY C. JACANG
HRM/O

ARNELO COMPUESTO
Pres., PDS Association

REYNALDO DE LA RAMA
Pres., Secondary Principals Association

ANGELES A. BUJTAL
Pres., Elementary Principals Association

VICTOR A. YBANEZ
SEPS-HRD

JEREMY C. DENAMPO
Admin. Officer V

NOVIO C. TUBAT
SBOO CHIEF

MARYANNA FLORES
C/O CHIEF

Recommending Approval:

ESTER A. FUITAN
ASDS/PSB CHAIRMAN

Approved:

RHEA MARIA ANGTUD
Ed. D., CESO VI
Schools Division Superintendent



RANKING FOR THE POSITION OF PRINCIPAL II- ELEM- FINAL COPY
S.Y. 2017 - 2018

NO.	NAME OF APPLICANT	Present School Assignment	District	Present Position	Performance Rating (PS)		TEACHER RECORDS (Based on latest Promotion)		Outstanding Accomplishments (OO PS)				Education (EO PS)		Training (TR PS)	Present (P PS)	Psychosocial Attributes (PA PS)	Total (100 PS)	REMARKS
					2014	2015	Average	EO Pts	Yrs/ Mo.	Ex. Pts	PA	CA	MA	CA					
					2014	2015	Average	EO Pts	Yrs/ Mo.	Ex. Pts	CA	MA	CA	MA	CA	MA	CA	MA	CA
1	Alan G. Tubigon	San Remigio C/S	San Remigio	P1	4.06	4.48	4.49	4.85	24.30	11y	10.00						3.92	60.48	1
2	Aue Lisa B. Garcia	Sarangani E/S	Tabogon	P1	4.34	4.88	4.61	4.88	26.16	8y/3m	9.25						3.47	57.53	2
3	Gerrilyn B. Manalig	Kadawawan E/S	Tabogon	P1	4.35	4.23	4.22	4.27	18.62	8y/6m	9.50						3.55	57.20	3
4	Maira J. Delacruz	Compuong E/S	Borbon	P1	4.38	4.45	4.42	4.24	21.44	8y/2m	8.25						3.8	56.20	4
5	Rebecca B. Sorrento	Mocana E/S	Calinan	P1	4.13	4.18	4.15	4.14	24.84	8y/3m	9.42						3.78	55.14	5
6	Mila S. Alarza	San Francisco C/S	San Francisco	P1	4.60	4.70	4.64	4.60	27.60	8y	9.00						3.95	54.80	6
7	Christina A. Lagayana	Lalala E/S	Sagad	P1	3.92	3.90	3.91	3.46	11.46	11y	10.00						3.98	54.38	7
8	Josephine R. Montenegro	Celebis C/S	Tuburan	P1	4.18	4.18	4.18	4.04	24.24	7y/2m	7.17						3.28	51.22	8
9	Ray Montenegro	Borbon C/S	Borbon	P1	4.30	4.48	4.39	4.20	28.20	10y	10.00						3.97	50.05	9
10	Jeffrey S. Angulo	Nasagua E/S	Belamban	P1	4.02	3.97	4.00	4.08	24.18	10y	10.00						3.17	49.80	10
11	Arnel P. Paster	Luyang E/S	San Remigio	P1	4.48	4.81	4.65	4.18	26.10	4y/8m	4.42						3.42	49.50	11
12	Arnel B. Ordoña	Sala E/S	Tabogon	P1	3.83	4.18	4.04	3.92	21.98	4y	4.00						3.95	49.48	12
13	Thomas S. Diamante	Tuburan C/S	Tuburan	P1	4.42	4.35	4.35	4.33	25.98	2y/3m	2.25						2.51	47.04	13
14	Merrianda C. Borjones	Dona Mary Clemens E/S	Borbon	P1	4.32	4.38	4.40	4.37	26.22	4y	4.00						3.68	37.97	14
15	Genelle Espinaldo	Matigla E/S	Tuburan	P1	3.53	4.18	3.77	3.88	22.98	10y	10.00						3.53	45.73	15
16	Carmelita B. Luna	Bele E/S	Burill	P1	4.07	4.15	4.11	4.08	24.48	8y/2m	9.17						3.85	44.87	16
17	Jevelyn G. Dignos	Agawanon E/S	San Remigio	P1	3.75	4.06	3.91	4.10	24.60	8y/2m	9.17						3.27	43.78	17
18	Antonette R. Ornela	Dona Milagros	Borbon	P1	4.35	4.46	4.41	4.14	24.84	8y/5m	9.50						3.26	41.31	18
19	Leah B. Arambin	Lutawan E/S	Sagad	P1	4.27	4.07	4.17	3.98	23.91	7y/1m	7.08						3.6	41.27	19
20	Bernice M. Pajala	Damalog E/S	Sagad	P1	3.97	3.91	3.95	3.90	22.81	8y/3m	8.25						4.08	37.97	20
21	Neelam Ray Barajas	Grigoria Millan	Belamban	P1	3.58	3.85	3.72	3.88	21.78	8y/5m	8.42						3.68	37.97	21
22	Rebecca Arriaga	Cabawan E/S	Tabuetañ	P1	4.19	3.97	4.07	4.13	24.84	8y	9.00						3.53	45.73	22

Reviewed by:
JENNY C. BACANG
HRMO

REYNALDO DELA RAMA
Pres., Secondary Principals Association

Recommending Approval:

Approved:



DIVISION OF CEBU PROVINCE
IPHO Bldg., Suelon, Lahug, Cebu City

RANKING FOR THE POSITION OF HT II - ELEM - FINAL COPY

S. Y. 2017 - 2018

NO.	NAME OF APPLICANT	Present School Assignment	District	Present Position	Performance Rating (RA)				Average	Exceeding Accomplishments (EO Pts)					Expenditure (EO Pts)		Total (100 Pts)	Remarks		
					Performance Rating (RA)					Average	Exceeding Accomplishments (EO Pts)					Expenditure (EO Pts)			Total (100 Pts)	
					Performance Rating (RA)						Average	Exceeding Accomplishments (EO Pts)								
					Performance Rating (RA)															
Performance Rating (RA)		Performance Rating (RA)		Performance Rating (RA)		Performance Rating (RA)		Performance Rating (RA)		Performance Rating (RA)		Performance Rating (RA)		Performance Rating (RA)		Performance Rating (RA)				
1	Joyce M. Aranda	Bayvo E/S	Sogod	T2	2014	2015	2016	Average	EO Pts.	Yrs/MS.	EO Pts.	Yrs/MS.	EO Pts.	Yrs/MS.	EO Pts.	Yrs/MS.	EO Pts.	3.88	48.41	1
2	Mary Jane C. Acos	Tag-uhi E/S	Compostela	T1/TIC	4.21	4.02	4.50	4.24	23.44	5Y	1.00							3.93	48.57	2
3	Neelby J. Fernandez	Langua E/S	Aduana	T2/TIC	4.09	4.40	4.42	4.30	23.80	11m	0.92							3.67	46.90	3
4	Ivy Bati B. Jess	Talamban E/S	Abañeta	T2/TIC	3.98	3.97	3.98	3.94	23.03		0.00							4.53	46.70	4
5	Martel E. Bautista	Cabasaran E/S	Phanavgulan	T1/TIC	4.02	3.90	3.98	3.97	23.88	2y/2m	2.08							3.65	44.26	5
6	Jefrejo A. Delgado	Caramoan E/S	Argao	T2/TIC	3.80	4.18	4.28	4.09	24.48	3y/7m	1.58							4.08	43.80	6
7	Jeannette A. Laveo	Bugtong Hinoran E/S	Berfil	T2/TIC	4.08	4.03	3.92	3.97	23.21	10m	0.88							3.88	43.88	7
8	Leandra M. Ilog	Quangian E/S	Balamban	T1/TIC	4.00	4.72	3.87	3.93	23.58	4y	4.00							2.25	43.75	8
9	Gertrude L. Cabanog	Ciraganon E/S	Mechados	T1/TIC	4.10	4.94	4.17	4.20	23.20	1y/11m	1.92							2.62	43.69	9
10	Bertha B. Cruz	Cubao E/S	Acuritas	T2/TIC	4.25	4.80	4.80	4.28	23.69	3y/1m	3.08							3.51	43.69	9
11	Severe Grace S. Landa	Manjita E/S	Balboa	T2/TIC	3.72	3.94	3.57	3.74	22.46	3y/2m	2.17							3.58	43.64	11
12	Richa A. Mendez	Maccapa E/S	Tuburan	T2/TIC	4.44	4.47	4.47	4.48	26.70	9m	0.75							3.45	42.50	12
13	Merita T. Benetrea	Paqui-Puglio E/S	Aloy	T2/TIC	4.18	4.18	4.18	4.18	24.78	4m	0.88							3.5	41.95	13
14	Yvonne M. Solo	Hugos E/S	Aloy	T1/TIC	4.28	4.33	4.48	4.33	23.98	3y	3.00							4.33	41.33	14
15	Jeannette M. Paraiso	Paroli E/S	Berfil	T2/TIC	4.28	4.18	3.94	4.12	24.72	3y	1.00							3.87	41.28	15
16	Richard M. Alvin	LIN II	Balamban	T2/TIC	3.74	3.72	3.90	3.69	22.12	1y/11m	1.92							3.6	41.18	16
17	Bradley M. Sibulala	Chilpa E/S	Alayudihan	T2/TIC	4.37	4.30	3.98	4.19	24.90	19m	0.88							3.41	40.56	17
18	Joy B. Villalob	Sesat E/S	Cabasaran	T2/Carstairs	3.99	3.98	3.78	3.97	23.90	8m	0.67	2.00						3.7	40.01	18
19	Alexandra N. Pella	Camungao E/S	Phanavgulan	T2/TIC	3.99	3.81	3.88	3.76	21.98	1y	1.00							3.07	38.95	19
20	Priscilla Y. Ouyermoo	Cyao E/S	Phanavgulan	T2/TIC	4.02	3.84	4.00	3.99	21.84	3y	1.00							3.58	38.78	20
21	Reydan F. Morante	Batal II	San Ramon	T2/TIC	4.08	4.43	4.28	4.24	23.48	3y/4m	1.92							3.18	38.72	21
22	Maria Soledad B. Balayo	Cassano E/S	Ronda	T2/TIC	4.04	4.49	4.47	4.33	23.99	7m	0.88							2.86	39.29	22
23	Nea C. Sappa	Ligayan II	Benitayeh	T2/TIC	4.48	3.84	4.48	4.27	23.82	7m	0.88							2.74	39.02	23
24	Reilyn R. Cameros	Mabilis E/S	Tabogon	T2/TIC	4.51	4.41	3.78	4.18	24.90	11m	0.92							3.09	38.98	24
25	Irish L. Padilla	Bangka P/Camaros P	Tuburan	T2/TIC	4.05	4.08	4.28	4.11	24.86	8m	0.87							3.29	38.95	25
26	Genelle F. Bracho	Buglit E/S	San Ramon 2	T2/TIC	4.38	3.88	4.10	4.10	24.89	2y	2.00							1.88	38.94	26
27	Christina B. Dibelo	Banigan E/S	Delaguna	T2/TIC	4.38	4.37	4.37	4.36	26.18	10m	0.88							2.99	38.92	27
28	Jeannette Z. Palatin	Danco P/S	San Francisco	T2/TIC	4.32	4.27	3.80	4.20	25.20	10m	0.88							2.8	38.87	28
29	Marjorie A. Nuhosa	Magahala E/S	Tuburan	T2/TIC	4.08	4.04	4.38	4.16	24.98	7m	0.88							2.96	38.50	29
30	Mary Faith D. Cepillan	Garing E/S	Tuburan	T2/TIC	3.94	3.84	4.32	4.08	24.90	7m	0.88							3.07	38.49	30
31	Johel L. Antopias	Manyan E/S	Sibonga	T2/TIC	3.98	4.01	3.88	3.90	22.80	10m	0.88							4.03	38.38	31
32	Juliana T. Alarcon	C. Puerto E/S	Balamban	T2/TIC	3.79	4.14	3.82	3.85	23.10	4y/2m	4.17							3.03	38.14	32
33	Marylene B. Padilla	Cagay E/S	Sibonga	T2/TIC	3.90	4.06	3.88	3.88	23.28	10m	0.88							4.03	37.89	33
34	Mia Beverly L. Tubal	Malones E/S	Delaguna	T2/TIC	4.15	4.07	4.00	4.07	24.44	9m	0.75							3.45	37.86	34
35	Narda M. Beronzo	San Isidro E/S	Tabogon	T2/TIC	4.20	4.17	3.84	4.00	24.03	11m	0.82							2.72	37.28	35

Page 1 of 2
Handwritten signatures and initials are present on the right margin.



Republic of the Philippines
Department of Education
Region VII, Central Visayas
DIVISION OF CEBU PROVINCE
I-PO Bldg., Sudlon, Lahug, Cebu City



RANKING FOR THE POSITION OF HT I - ELEM - FINAL COPY

S.Y. 2017 - 2018

NO.	NAME OF APPLICANT	Present School Assignment	District	Present Position	Performance Rating (PS)		Average (60 Ps.)	(80)	NORMED EXPONENTIAL (Based on lowest Presentation)		Outstanding Accomplishments (10 Ps.)					Education (10 Ps.)	Training (10 Ps.)	Research (10 Ps.)	Psychosocial Attributes (10 Ps.)	Total (100 Ps.)	Rank	REMARKS					
					Performance Rating (PS)				Yrs/Mo. (60 Ps.)	Yrs/Mo. (80 Ps.)	OBA	INN	RDP	PA	CRB								S	GWA	PTS	Level	FTS
					2016	2018																					
36	Marcelo A. Bado	Basangpangang E/S	Butuan	T2/TC	3.87	4.28	4.15	24.90	7m	0.96	-	-	-	1.00	BEED	0.00	Div	4.00	3.48	37.24	36						
37	Allen John They	Kalunung E/S	Tuburan	T2/Carrelar	3.99	4.15	3.88	21.28	6y/7m	0.98	-	-	-	1.00	CAR MA	0.00	40hrs	0.00	-	36.98	37						
38	Ernestina M. Lopez	Miant E/S	Oolob	T2/TC	3.74	3.64	3.69	21.78	7y/7m	1.08	-	-	-	1.00	42/UMA	0.00	83hrs	0.00	3.33	36.81	38						
39	Joey Y. Hays	Obo E/S	Daliguete	T2/Carrelar	4.04	4.01	3.94	23.86	3y/2m	3.17	-	-	-	-	BEED	0.00	Div	4.00	2.79	36.75	39						
40	Maria Jena L. Babilin	Lumbaga E/S	Daliguete 2	T2/Carrelar	4.00	4.01	4.01	23.98	8y/2m	3.08	-	-	-	-	BEED	0.00	Div	4.00	2.88	36.12	40						
41	Merissa D. Santos	Tupias E/S	Pinaruyagan	T2/TC	4.00	3.68	3.86	23.38	3y	1.02	-	-	-	1.00	BEED	0.00	Div	4.00	3.31	35.82	41						
42	Wendy R. Apolinario	Carambitan E/S	Daliguete 2	T2/Carrelar	3.88	3.74	3.81	21.20	4y/2m	4.17	-	-	-	1.00	BEED	0.00	24hrs	0.00	4.46	35.43	42						
43	Janah Ongay	Carambitan E/S	Tuburan	T2/Carrelar	4.24	4.17	3.94	24.72	4y/2m	4.17	-	-	-	-	BEED	0.00	24hrs	0.00	3.07	35.48	43						
44	Rowella S. Aldevera	Can-aga E/S	Siboga	T2/TC	3.88	3.74	3.81	21.20	4y/2m	4.17	-	-	-	-	BEED	0.00	24hrs	0.00	3.07	35.48	43						
45	Jovelyn S. Campas	Vino E/S	Barili	T2/TC	4.15	4.02	3.98	23.70	3y/2m	2.08	-	-	-	-	BEED	0.00	64hrs	0.00	4.36	34.37	46						
46	Mythral B. Molins	Siboga E/S	Pinaruyagan	T2/TC	3.83	3.95	3.88	23.70	3y/2m	2.08	-	-	-	-	BEED	0.00	24hrs	0.00	-	33.58	47						
47	Henny Bisco	Obo E/S	Tabuahan	T2	4.40	4.43	4.47	4.48	28.58	-	0.00	1.00	-	-	CAR MA	8.00	24hrs	0.00	-	33.58	47						
48	Min. Rosenda M. Lopez	Amosao E/S	Daliguete	T2/Carrelar	3.92	4.02	4.08	24.00	3y/2m	1.17	-	-	-	1.00	BEED	0.00	82hrs	0.00	3.8	33.35	48						
49	Ismael S. Pignat	Looc E/S	Oolob	T2/TC	4.08	3.78	3.90	21.62	2y/2m	2.17	-	-	-	1.00	BEED	0.00	48hrs	0.00	3.6	33.07	49						
50	Robinson E. Tangpas	Sala E/S	Daliguete	T2/Carrelar	3.88	4.31	4.04	24.42	10m	0.88	-	-	-	-	BEED	0.00	48hrs	0.00	3.26	32.09	50						
51	Marjette B. Quaresma	Luganaga E/S	Daliguete	T2/Carrelar	3.90	3.80	3.88	22.08	3y/8m	3.67	-	-	-	1.00	-	0.00	24hrs	0.00	3.55	32.07	51						
52	Ernestina P. Manganay	Abayan E/S	Daliguete	T2/TC	4.15	4.31	4.28	25.86	10m	0.88	-	-	-	-	SCUMA	0.00	24hrs	0.00	2.65	31.99	52						
53	Justine Carcano	Dambanaran CI	Dambanaran	T2/Carrelar	4.17	4.48	4.28	28.84	-	0.00	-	-	-	-	CAR MA	6.00	24hrs	0.00	-	31.84	53						
54	Emilio B. Lebrin	Carmal E/S	Tuburan	T2/TC	3.95	4.07	4.17	24.88	-	0.00	-	-	-	1.00	BEED	0.00	24hrs	0.00	3.18	31.47	54						
55	Anceta R. Conduena	Tan-awan E/S	Oolob	T2/TC	3.78	3.78	3.80	22.06	3y/2m	3.17	-	-	-	-	BEED	0.00	48hrs	0.00	3.15	30.90	55						
56	Reynold B. Del Paso	Catibuyan E/S	Daliguete	T2/Carrelar	4.01	3.88	3.88	23.48	9m	0.78	-	-	-	-	BEED	0.00	24hrs	0.00	2.9	30.08	56						

*** Nothing Follows ***

Reviewed by:
JENNY L. BACANG
HRMO

VICTORIA A. YBANEZ, PH.D.
SEPS-HRD

ANGELES B. BUJTAL, Ed.D.
Pres., Elementary Principals Association

REYNALDO DELA RAMA
Pres., Secondary Principals Association

ARINOLFO COMPUESTO
Pres., PDS Association

JEREMY S. DENARDO
Admin. Officer V

ESTER A. LUTALAN, Ed.D.
ASDS/PSB CHAIRMAN

MARY ANN P. FLORES, Ed.D.
CIP CHIEF

NOVIE O. MAMBUHAT, Ed.D.
CIP CHIEF

Recommending Approval:

RHEA MARASANGTUD, Ed. D., CESO VI
Schools Division Superintendent

Approved:



Republic of the Philippines
Department of Education
Region VII, Central Visayas
DIVISION OF CEBU PROVINCE
(PHO Bldg., Sudlon, Lahug, Cebu City)



RANKING FOR THE POSITION OF HT I - SECONDARY - FINAL COPY
8.Y. 2017 - 2018

NO.	NAME OF APPLICANT	Present School Assignment	District	Present Position	Performance Rating (PS)				Average	Eq.Pts.	[80 pts]	Minimum Experience (Based on least Promotions) (10 pts)	Outstanding Accomplishments (50 pts)					Education (10 pts)	Training (10 pts)	Potential (5 pts)	Psychosocial Attributes (5 pts)	Total (100 Pts)	Confirmation Rank/Signature					
					2014		2015						CMA	IIN	RDP	PA	CRS							S	GWA	PTS	Level	PTS
					2014	2015	2014	2015																				
1	Ricard A. Balardi	Carross NHS	Daanbantayan	Ts/TC	4.35	4.48	4.58	4.44	28.64	4y/2m	4.87	2.00	-	-	1.00	CAR MA	6.00	Net	8.00	4.37	4.27	56.95	1					
2	Henry D. Basiao Jr.	Looc Norte NHS	Acurias	Ts/Coordinator	3.81	3.71	3.90	3.77	22.62	3y/2m	9.17	-	-	-	1.00	CAR MA	6.00	Rsg	6.00	4.13	4	52.82	2					
3	Ruel C. Armendado	Tomlinso NHS	Daanbantayan	Ts/TC	4.99	4.42	4.48	4.41	24.48	3y/3m	1.38	-	-	-	-	MAED	7.00	Net	8.00	3.84	4	50.37	3					
4	Daniel C. Pacion Jr.	Hibonjan E/S	Santa Fe	Ts/TC	4.35	4.40	4.59	4.36	28.16	3y/3m	1.42	-	-	-	2.00	CAR MA	6.00	Net	8.00	3.13	3.03	49.74	4					
5	Joel C. Riego	Luisa S. Banao Jr. NHS	Poro	Ts/TC	4.00	4.38	3.98	4.09	24.54	5y/6m	5.38	-	-	-	1.00	MA	7.00	DV	4.00	4.04	3.54	49.45	5					
6	Diosora T. Roberts	Angilan NHS	Akipukan	Ts/TC	4.01	4.22	4.18	4.13	24.78	2y/1m	2.08	-	-	-	1.00	-	-	Net	8.00	4.16	3.91	49.93	6					
7	Argelia T. Fabra	Manglar NHS	Acurias	Ts/TC	3.50	3.74	3.72	3.68	22.08	3y	1.00	-	-	-	1.00	CAR MA	6.00	DV	4.00	4.47	4.3	42.85	7					
8	Maria Victoria M. Redigo	Taplan NHS	Daanbantayan	Ts/TC	4.23	4.48	4.18	4.30	25.80	3y/9m	1.78	-	-	-	-	-	-	Net	8.00	3.52	3.73	42.80	8					
9	Changyi A. Sullon	Arvalo NHS	Lacan	Ts/TC	4.08	4.10	4.42	4.18	28.08	1.1m	0.82	-	-	-	2.00	CAR MA	6.00	80hrs	0.00	4.4	4	42.40	9					
10	Marylyn T. Aljar	Larabari NHS	Lacan	Ts/TC	4.46	4.08	4.15	4.23	28.98	10m	0.83	-	-	-	-	CAR MA	6.00	80hrs	0.00	4.24	3.9	40.35	10					
11	Cyrlle B. Espina	Sta. Rita NHS	Acurias	Ts/TC	3.70	3.94	3.87	3.87	21.22	1.1m	0.82	-	-	-	1.00	CAR MA	6.00	48hrs	0.00	3.66	3.75	38.58	11					
12	Reginald L. Tapan	Montenegro NHS	Tuburan	Ts/TC	4.02	3.85	3.50	3.82	23.90	3y/3m	3.23	-	-	-	-	-	-	DV	4.00	2.76	2.74	35.68	12					
13	Charles A. Berramie	Vibo NHS	Minglanilla	Ts/TC	4.18	3.66	4.35	4.06	24.36	7m	0.58	-	-	-	1.00	-	-	40hrs	0.00	3.19	3.44	32.57	13					
14	Rebelle Bernabeo	Caligasan NHS	Argao	Ts/Coordinator	3.60	3.69	3.74	3.68	22.08	6m	0.50	-	-	-	-	-	-	24hrs	0.00	-	-	22.58	14					

*** Nothing Follows ***

Reviewed by: **JENNY C. BACANG** HRMO
ANNIE Z. BUSTAL Ed.D. Pres., Elementary Principals Association
REYNALDO DELA RAMA Pres., Secondary Principals Association
MARYANNY FLORES Ed.D. CMO CHIEF
NOVIE C. RANIGURAT Ed.D. SGOB CHIEF
JEREMY C. DE RAMPO Admin. Officer V
VICTORIA A. YBARRA Ph.D. SEPS-HRD

Recommending Approval:
ESTER A. SUTALAN Ed.D. ASDS/PSI CHAIRMAN

Approved:

RHEA MARA ANGLUD Ed.D. CESQ.VI
 Schools Division Superintendent

Date: September 5, 2012

Note: Relevant Experience-TC